

Limited version

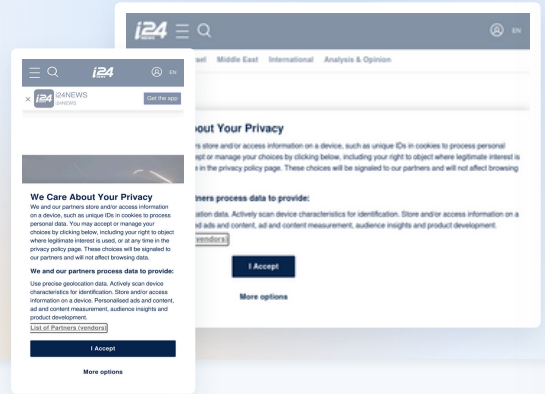


i24NEWS brings you the biggest news and stories from the Middle East, Israel and around the world

App Store



Google Play



Traffic & Engagement

Total visits

Sep 2025 Worldwide

4.508M

↑1.06% from last month

Device distribution

Sep 2025 Worldwide



- Desktop 28.74%
- Mobile Web 71.26%

Global rank

#16,917

Country rank

France

#1,007

Industry rank

News_and_Media

#1,565

Engagement overview

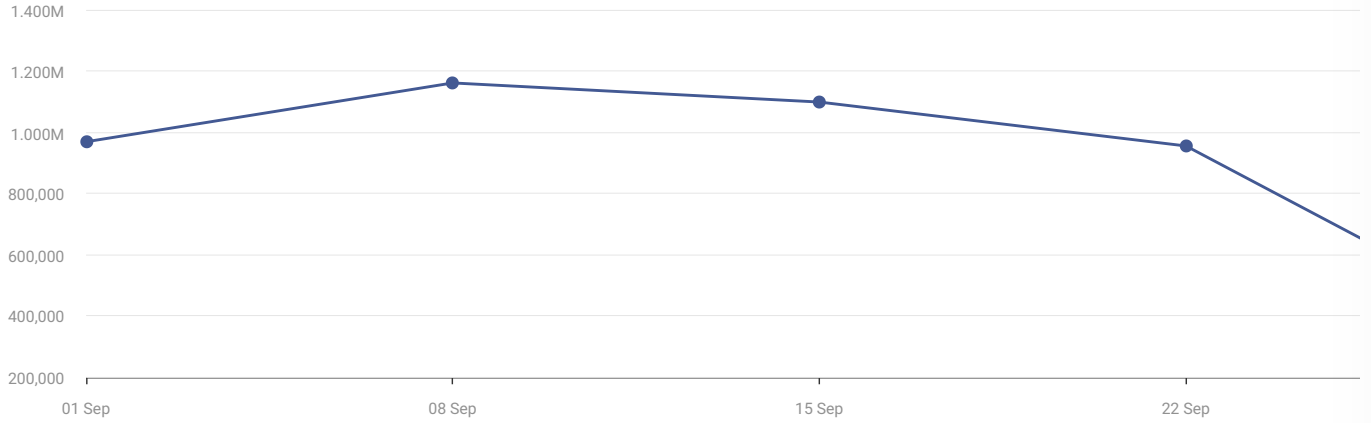
Sep 2025 Worldwide All Traffic

Monthly visits	4.508M	Deduplicated audience	Pages / Visit	2.19
Monthly Unique Visitors	N/A	Visit Duration	Bounce Rate	50.25%

Visits over time

📅 Sep 2025 🌐 Worldwide 🗑️ All traffic

i24news.tv **4.508M**
vs.
 jpost.com **13.81M**
 timesofisrael.com **22.93M**
 ynetnews.com **3.751M**
 lefigaro.fr **89.67M**



Geography

Top Countries

📅 Sep 2025 🗑️ All traffic

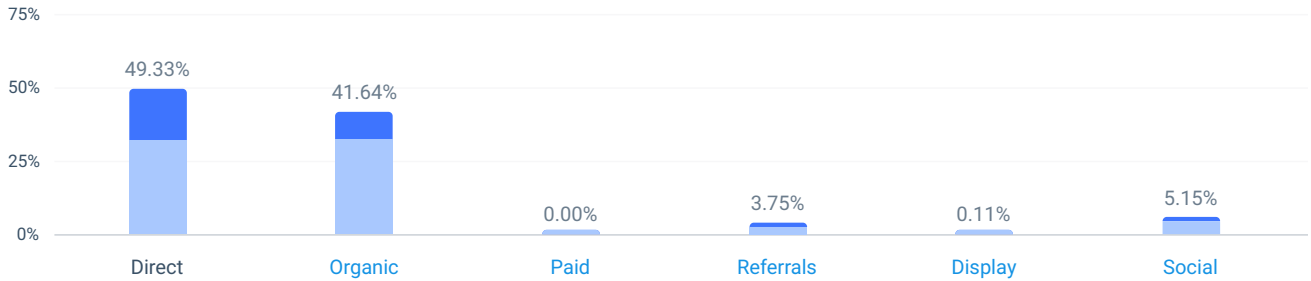


Country	Traffic Share	Change
France	52.81% <div style="width: 52.81%;"></div>	↓ 4.12%
Israel	15.19% <div style="width: 15.19%;"></div>	↑ 15.84%
United States	9.50% <div style="width: 9.50%;"></div>	↓ 9.28%
Canada	2.09% <div style="width: 2.09%;"></div>	↑ 17.30%
United Kingdom	1.74% <div style="width: 1.74%;"></div>	↑ 2.85%

Marketing Channels

Channels overview

📅 Sep 2025 🌐 Worldwide 📄 All traffic

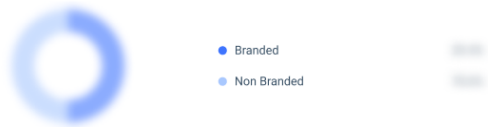


Organic Search

Organic search makes up **41.64%** of website traffic

Branded vs. non-branded

📅 Sep 2025 🌐 Worldwide 📄 All traffic



Top organic non-branded search terms

📅 Sep 2025 🌐 Worldwide 📄 All traffic

Paid Search

Paid search makes up <1% of website traffic

Top paid non-branded search terms

📅 Sep 2025 🌐 Worldwide 🖥️ All traffic

Referrals

Referrals makes up 3.75% of website traffic

Top referring websites

📅 Sep 2025 🌐 Worldwide 🖥️ Desktop

Domain	Share	Change
bfmtv.com	20.88% <div style="width: 20.88%;"></div>	↓ 7.81%
2net.co.il	13.79% <div style="width: 13.79%;"></div>	↑ 120.39%
lefigaro.fr	9.17% <div style="width: 9.17%;"></div>	↓ 16.89%
bonginoreport.com	3.83% <div style="width: 3.83%;"></div>	-
Upgrade your Account	3.83% <div style="width: 3.83%;"></div>	-

Top referring industries

📅 Sep 2025 🌐 Worldwide 🖥️ Desktop

Website Categories	Traffic Share
News and Media	43.01% <div style="width: 43.01%;"></div>
Reference Materials - Other	13.79% <div style="width: 13.79%;"></div>
TV Movies and Streaming	12.73% <div style="width: 12.73%;"></div>
Soccer	8.95% <div style="width: 8.95%;"></div>
AI Chatbots and Tools	4.56% <div style="width: 4.56%;"></div>

Outgoing Traffic

Top link destinations

📅 Sep 2025 🌐 Worldwide 🖥️ Desktop

Domain	Share	Change
facebook.com	100% <div style="width: 100%;"></div>	-

Outgoing Ads

Top ad destinations

📅 Sep 2025 🌐 Worldwide 🖥️ Desktop

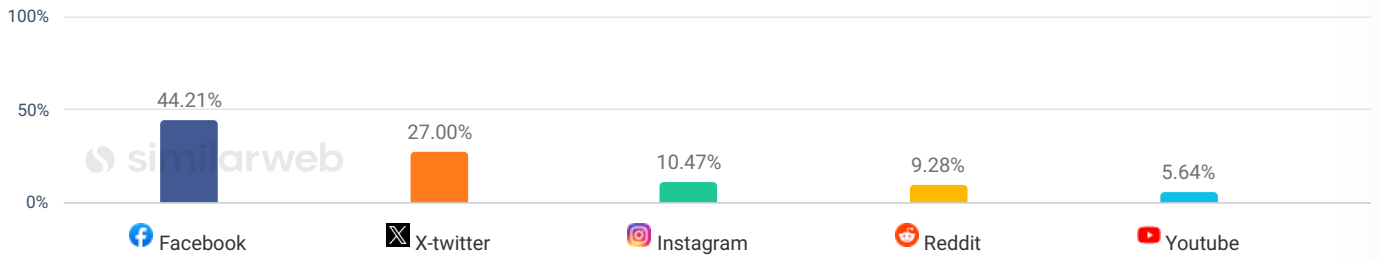
Domain	Share	Change
trace-eu.mediago.io	26.97% <div style="width: 26.97%;"></div>	↓ 50.70%
shophomelifeled.com	17.41% <div style="width: 17.41%;"></div>	-
aliexpress.com	11.31% <div style="width: 11.31%;"></div>	-
pioune.store	11.13% <div style="width: 11.13%;"></div>	-
pdf2docs.com	6.88% <div style="width: 6.88%;"></div>	-

Social

Social makes up 5.15% of website traffic

Social traffic

📅 Sep 2025 🌐 Worldwide 🖥 Desktop

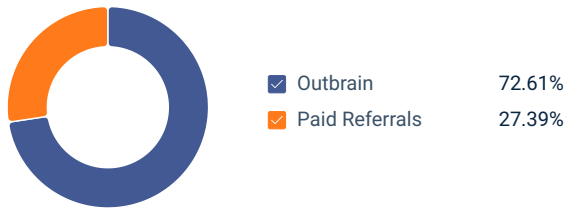


Display Advertising

Display ads makes up <1% of website traffic

Display ad network

📅 Sep 2025 🌐 Worldwide 🖥 Desktop



Top publishers

📅 Sep 2025 🌐 Worldwide 🖥 Desktop

Publisher	Share	Change
rmcSPORT.bfmtv.com	72.61%	New
discountbank.co.il	27.39%	New