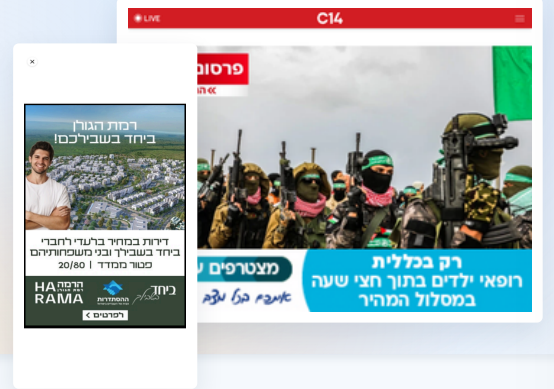


⌚ Limited version

 **c14.co.il** 

▶ Google Play



Traffic & Engagement

Total visits

📅 Sep 2025 🌐 Worldwide

14.26M

↑14.27% from last month

Device distribution

📅 Sep 2025 🌐 Worldwide



- Desktop 10.56%
- Mobile Web 89.44%

Global rank #5,214

Country rank #25
🇮🇱 Israel

Industry rank #595
News_and_Media

Engagement overview [ⓘ]

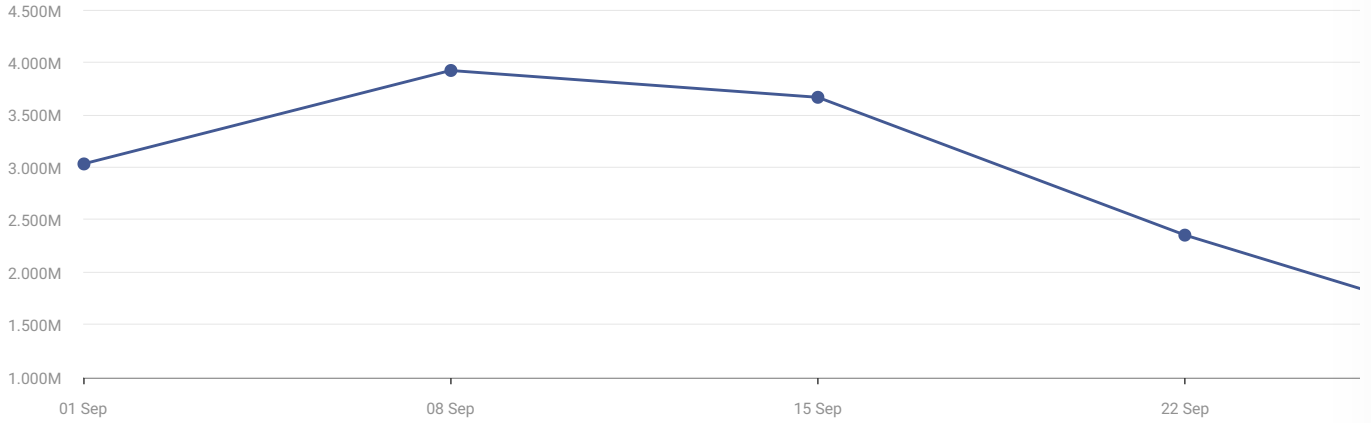
📅 Sep 2025 🌐 Worldwide 📄 All Traffic

📅 Monthly visits [ⓘ]	14.26M	👥 Deduplicated audience [ⓘ]	📄 Pages / Visit [ⓘ]	3.35
👤 Monthly Unique Visitors [ⓘ]	N/A	🕒 Visit Duration [ⓘ]	📈 Bounce Rate [ⓘ]	43.15%

Visits over time

📅 Sep 2025 🌐 Worldwide 🗑 All traffic

c14.co.il **14.26M** vs.
 now14.co.il **923,722**
 kan.org.il **9.645M**
 13tv.co.il **7.534M**
 maariv.co.il **21.47M**



Geography

Top Countries

📅 Sep 2025 🗑 All traffic

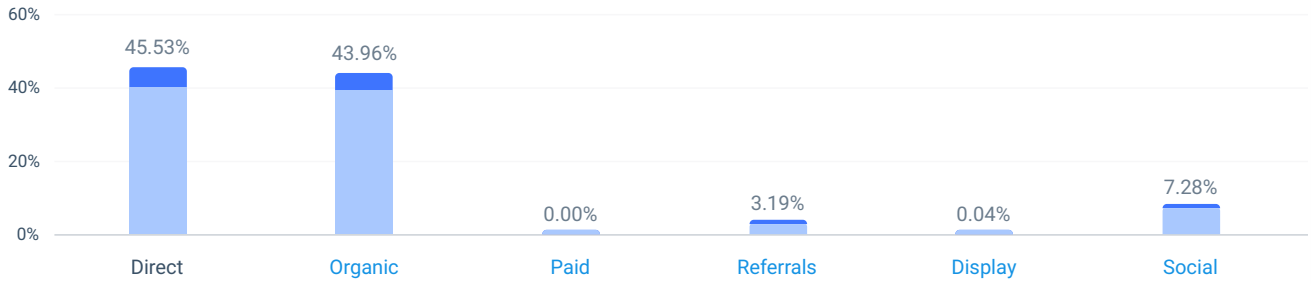


Country	Traffic Share	Change
🇮🇱 Israel	91.63%	↑ 19.05%
🇿🇦 South Africa	4.79%	↓ 29.06%
🇺🇸 United States	1.67%	↓ 3.87%
🇦🇷 Argentina	0.32%	↓ 9.40%
🇬🇧 United Kingdom	0.20%	↑ 28.05%

Marketing Channels

Channels overview

📅 Sep 2025 🌐 Worldwide 📄 All traffic

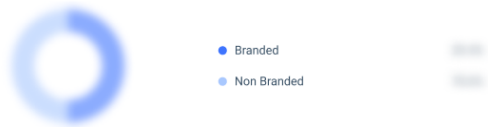


Organic Search

Organic search makes up **43.96%** of website traffic

Branded vs. non-branded

📅 Sep 2025 🌐 Worldwide 📄 All traffic



Top organic non-branded search terms

📅 Sep 2025 🌐 Worldwide 📄 All traffic

Paid Search

Paid search makes up <1% of website traffic

Top paid non-branded search terms






📅 Sep 2025 🌐 Worldwide 🖥️ All traffic

Referrals

Referrals makes up 3.19% of website traffic

Top referring websites

📅 Sep 2025 🌐 Worldwide 🖥️ Desktop

Domain	Share	Change
 uzitel.co.il	31.06% <div style="width: 31.06%;"></div>	↑ 13.02%
 2net.co.il	26.81% <div style="width: 26.81%;"></div>	↓ 15.47%
 link4u.co.il	24.90% <div style="width: 24.90%;"></div>	↓ 12.01%
 rotter.net	9.28% <div style="width: 9.28%;"></div>	↑ 181.45%
 tabit.co.il	5.86% <div style="width: 5.86%;"></div>	-

Top referring industries






📅 Sep 2025 🌐 Worldwide 🖥️ Desktop

Website Categories	Traffic Share
Computers Electronics and Technology - Other	56.05% <div style="width: 56.05%;"></div>
Reference Materials - Other	26.81% <div style="width: 26.81%;"></div>
News and Media	9.63% <div style="width: 9.63%;"></div>
Finance - Other	5.86% <div style="width: 5.86%;"></div>
AI Chatbots and Tools	1.14% <div style="width: 1.14%;"></div>

Outgoing Traffic

Top link destinations





📅 Sep 2025 🌐 Worldwide 🖥️ Desktop

Domain	Share	Change
 safepage.neto.net.il	27.99% <div style="width: 27.99%;"></div>	-
 channel14.web-prd.immergo.tv	20.78% <div style="width: 20.78%;"></div>	↓ 6.54%
 givechak.co.il	18.79% <div style="width: 18.79%;"></div>	-
 peach-in.com	6.85% <div style="width: 6.85%;"></div>	-
 tickchak.co.il	5.04% <div style="width: 5.04%;"></div>	-

Outgoing Ads

Top ad destinations

📅 Sep 2025 🌐 Worldwide 🖥️ Desktop

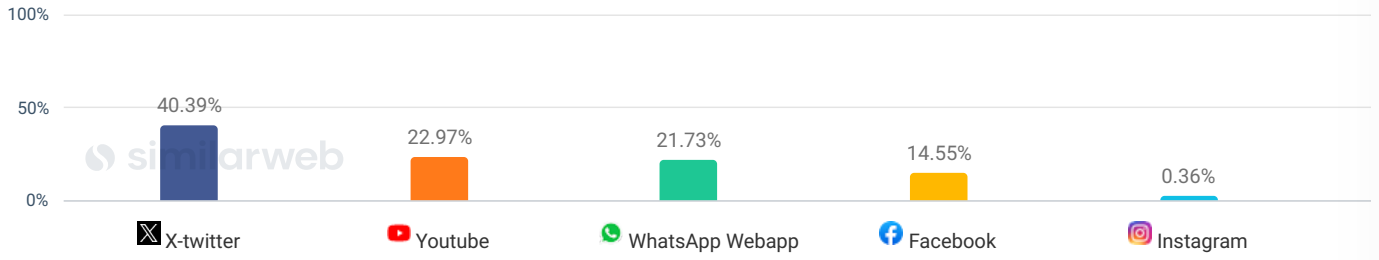
Domain	Share	Change
 google.com	48.95% <div style="width: 48.95%;"></div>	↑ 918.07%
 elal.com	10.35% <div style="width: 10.35%;"></div>	-
 temu.com	6.26% <div style="width: 6.26%;"></div>	↓ 44.61%
 isrotel.co.il	3.54% <div style="width: 3.54%;"></div>	-
Upgrade your Account	3.12% <div style="width: 3.12%;"></div>	-

Social

Social makes up 7.28% of website traffic

Social traffic

📅 Sep 2025 🌐 Worldwide 🖥 Desktop



Display Advertising

Display ads makes up <1% of website traffic

Display ad network

📅 Sep 2025 🌐 Worldwide 🖥 Desktop



☑ Paid Referrals 100%

Top publishers

📅 Sep 2025 🌐 Worldwide 🖥 Desktop

Publisher	Share	Change
mail.google.com	100%	New