

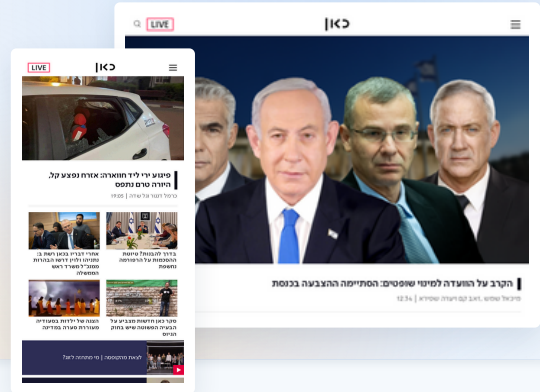
Limited version

kan.org.il

באתר כאן [תאגיד השידור הישראלי] מחכים לכם מגוון ענק של תכנים! חדשות בארץ ובעולם, תוכניות טלוויזיה מומלצות לצפייה ישירה, שידורים חיים, פודקאסטים, תחנות רדיו ועוד.

App Store

Google Play



Traffic & Engagement

Total visits

Sep 2025 Worldwide

9.645M

↑13.23% from last month

Device distribution

Sep 2025 Worldwide



- Desktop 22.05%
- Mobile Web 77.95%

Global rank

#7,575

Country rank

#42

Industry rank
News_and_Media

#817

Engagement overview

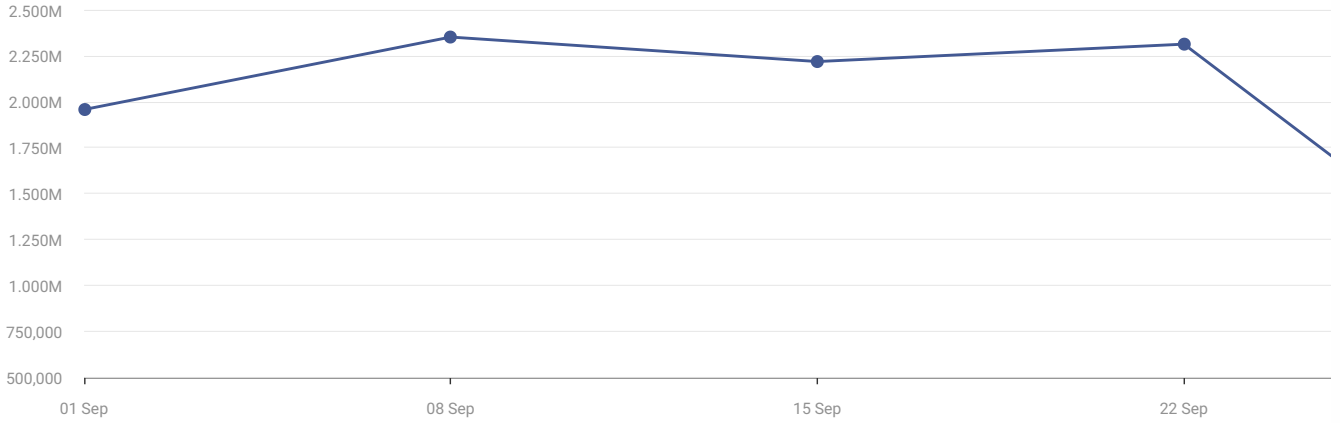
Sep 2025 Worldwide All Traffic

Monthly visits	9.645M	Deduplicated audience	Pages / Visit	3.01
Monthly Unique Visitors	N/A	Visit Duration	Bounce Rate	36.00%

Visits over time

📅 Sep 2025 🌐 Worldwide 🗑️ All traffic

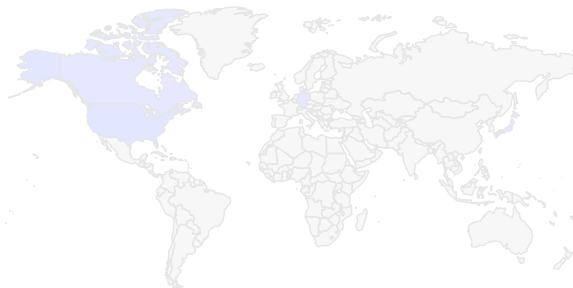
kan.org.il vs.
 13tv.co.il haaretz.co.il mako.co.il ynet.co.il
9.645M **7.534M** **10.27M** **34.06M** **63.41M**



Geography

Top Countries

📅 Sep 2025 🗑️ All traffic



Country	Traffic Share	Change
🇮🇱 Israel	92.32%	↑ 14.80%
🇺🇸 United States	1.85%	↓ 6.68%
🇯🇵 Japan	1.27%	↑ 155.30%
🇨🇦 Canada	0.53%	↑ 13.23%
🇩🇪 Germany	0.46%	↓ 23.34%

Marketing Channels

Channels overview

📅 Sep 2025 🌐 Worldwide 📄 All traffic




Organic Search

Organic search makes up **48.48%** of website traffic

Branded vs. non-branded

📅 Sep 2025 🌐 Worldwide 📄 All traffic



Top organic non-branded search terms

📅 Sep 2025 🌐 Worldwide 📄 All traffic

Paid Search

Paid search makes up <1% of website traffic

Top paid non-branded search terms

📅 Sep 2025 🌐 Worldwide 🖥️ All traffic

Referrals

Referrals makes up 2.93% of website traffic

Top referring websites

📅 Sep 2025 🌐 Worldwide 🖥️ Desktop

Domain	Share	Change
linkshelf.com	28.31% <div style="width: 28.31%;"></div>	↑ 60.31%
rotter.net	22.63% <div style="width: 22.63%;"></div>	↓ 8.60%
uzit.co.il	12.33% <div style="width: 12.33%;"></div>	↓ 28.36%
chatgpt.com	9.18% <div style="width: 9.18%;"></div>	↑ 29.08%
he.wikipedia.org	7.11% <div style="width: 7.11%;"></div>	↑ 139.77%

Top referring industries

📅 Sep 2025 🌐 Worldwide 🖥️ Desktop

Website Categories	Traffic Share
News and Media	26.28% <div style="width: 26.28%;"></div>
Computers Electronics and Technology - Other	16.01% <div style="width: 16.01%;"></div>
AI Chatbots and Tools	9.40% <div style="width: 9.40%;"></div>
Dictionaries and Encyclopedias	7.11% <div style="width: 7.11%;"></div>
Reference Materials - Other	6.77% <div style="width: 6.77%;"></div>

Outgoing Traffic

Top link destinations

📅 Sep 2025 🌐 Worldwide 🖥️ Desktop

Domain	Share	Change
kankids.org.il	31.57% <div style="width: 31.57%;"></div>	↑ 241.52%
safepage.neto.net.il	30.30% <div style="width: 30.30%;"></div>	↑ 3,525.43%
web.whatsapp.com	9.15% <div style="width: 9.15%;"></div>	↑ 2.83%
campaign.adamtotal.co.il	8.48% <div style="width: 8.48%;"></div>	↓ 44.72%
i24news.tv	5.84% <div style="width: 5.84%;"></div>	↑ 118.15%

Outgoing Ads

Top ad destinations

📅 Sep 2025 🌐 Worldwide 🖥️ Desktop

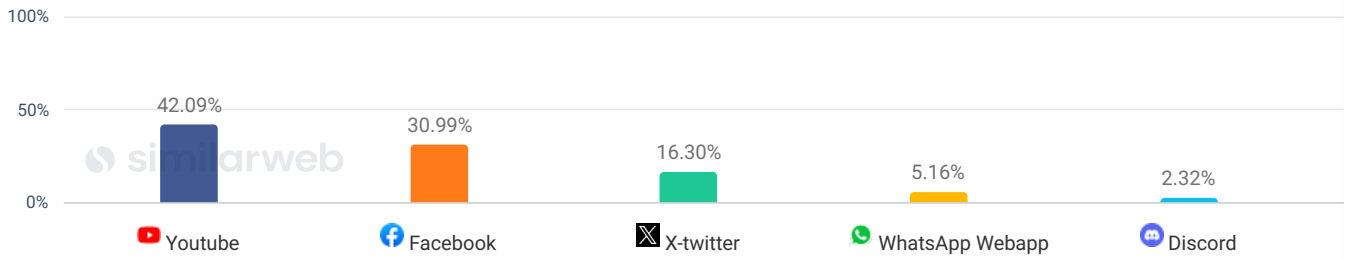
Domain	Share	Change
adalh-zcq.com	62.58% <div style="width: 62.58%;"></div>	-
moodle24.technion.ac.il	20.01% <div style="width: 20.01%;"></div>	-
dovroter.co.il	13.69% <div style="width: 13.69%;"></div>	-
miro.com	3.47% <div style="width: 3.47%;"></div>	-
my.workforce.com	0.25% <div style="width: 0.25%;"></div>	-

Social

Social makes up 7.53% of website traffic

Social traffic

📅 Sep 2025 🌐 Worldwide 🖥 Desktop



Display Advertising

Display ads makes up <1% of website traffic

Display ad network

📅 Sep 2025 🌐 Worldwide 🖥 Desktop



No results

Try a different website, date range or country

Top publishers

📅 Sep 2025 🌐 Worldwide 🖥 Desktop



No results

Try a different website, date range or country